

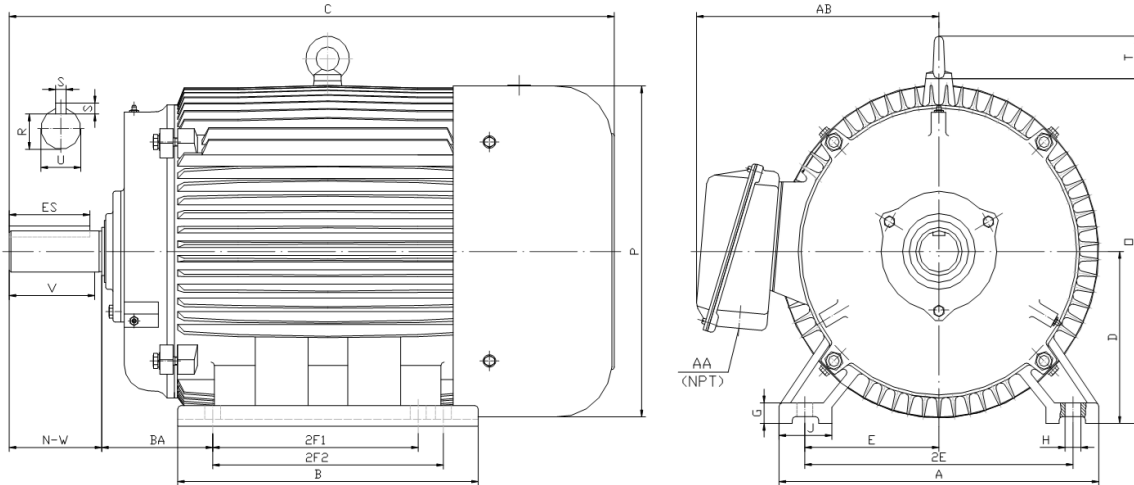


PE182T-3-2

**GENERAL PURPOSE ELECTRIC MOTOR
NEMA PREMIUM EFFICIENCY
TOTALLY ENCLOSED FAN COOLED**

INVERTER DUTY 10:1 CT; 20:1 VT - NEMA MG1 PART 31

Factory Certified for T2B Class I, Division II, Groups A,B,C & D and Class II, Division II, Groups F & G



DIMENSIONS

HP	RPM	Frame	MOUNTING														
			A	B	C	D	G	H	J	E	2E	2F1	2F2	O	P	T	BA
3	3600	182T	9.50	7.30	16.10	4.50	0.60	0.41	2.00	3.75	7.50	4.50	5.50	9.10	8.70	1.60	2.75

Shaft Extension, Key Set						Conduit Box		Bearings		Mount
U	V	R	S	ES	N-W	AA	AB	DE	ODE	
1.125	2.50	0.986	0.250	1.78	2.75	0.75	7.50	6306-ZZ	6306-ZZ	F1

BEARING LUBRICATION: The bearings come lubricated with Mobil Polyrex EM Polyurea Grease.



ElectricalHelper.org

For All Your Electric Needs Since 1928
411 N Platte Ave. York, NE. 68467

**AC-DC MOTORS :: SALES & SERVICE
REWINDING :: CUSTOM CONTROL PANEL**

Kelly MacMillan

Office PH: 888.226.4917 Ext. 102

Fax: 888.226.4917

Cell: 402.679.1579

E-Mail: kelly@electricalhelper.com



PE182T-3-2

**GENERAL PURPOSE ELECTRIC MOTOR
NEMA PREMIUM EFFICIENCY
TOTALLY ENCLOSED FAN COOLED**

INVERTER DUTY 10:1 CT; 20:1 VT - NEMA MG1 PART 31



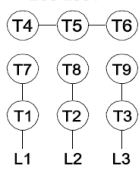



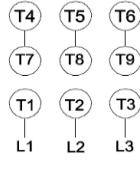
Factory Certified for T2B Class I, Division II, Groups A,B,C & D and Class II, Division II, Groups F & G

PERFORMANCE DATA

HP	RPM	Frame	Voltage	Frequency (Hz)	Full Load S.F.	Insulation Class	NEMA Design	Slip (%)	NEMA Code	Enclosure Type	IP Rating	Max. Ambient
3	3520	182T	208-230/460	60	1.15	F	B	2.2	K	TEFC	55	40° C

Amps (460V)		Efficiency (%)				Power Factor			Torque (ft-lb)			DE Bearing	ODE Bearing	Connection	Weight (lbs.)
FLA	LRA	100%	75%	50%	Min.	100%	75%	50%	FLT	LRT %	BDT %				
3.7	32	86.5	85.5	83.0	84.0	0.850	0.790	0.680	4.5	180	280	6306-ZZ	6306-ZZ	9 Lead 2Y/Y	86

NAME PLATE

 North American Electric, Inc.															CONNECTION DIAGRAMS 208-230V 		
INVERTER DUTY 20:1 VT; 10:1 CT																	
CAT NO: PE182T-3-2			FRAME 182T			PHASE 3											
HZ 60	S.F. 1.15	HZ 50	S.F. 1.0	ENCL TEFC	IP 55												
HP 3	RPM 3520	HP 3	RPM 2900	DUTY CONT	DES B												
VOLTS 208-230/460		VOLTS 190/380		AMB 40° C	INS F												
FLA 7.9 - 7.4 / 3.7	FLA 9.0/4.5		DE BEARING 6306-ZZ														
CODE K	P.F. 0.85	CODE F	P.F. 0.89	ODE BEARING 6306-ZZ													
EFF 86.5	MIN 84.0	EFF 84.5	MIN 82	LUB: Mobil Polyrex EM													
MOTOR WEIGHT 86 LBS		CONNECTION 9 Lead 2Y/Y		SER NO													
General purpose use on industrial machinery installed in damp, dusty or dirty environments.										   CC 082A							
										460V 							

APPLICATIONS:

General purpose use on pumps, fans, blowers, compressors, conveyors, material handling and other industrial machinery installed in damp, dusty or dirty environments.



ElectricalHelper.org

For All Your Electric Needs Since 1928
411 N Platte Ave. York, NE. 68467

**AC-DC MOTORS :: SALES & SERVICE
REWINDING :: CUSTOM CONTROL PANEL**

Kelly MacMillan

Office PH: 888.226.4917 Ext. 102

Fax: 888.226.4917

Cell: 402.679.1579

E-Mail: kelly@electricalhelper.com