

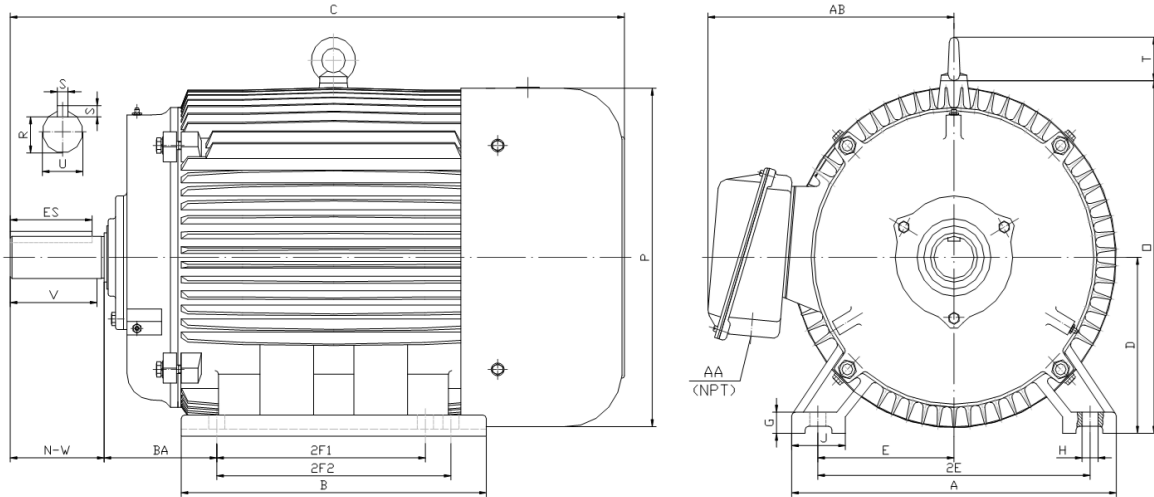


PE286T-20-6

GENERAL PURPOSE ELECTRIC MOTOR
NEMA PREMIUM EFFICIENCY
TOTALLY ENCLOSED FAN COOLED

INVERTER DUTY 10:1 CT; 20:1 VT - NEMA MG1 PART 31

Factory Certified for T2B Class I, Division II, Groups A,B,C & D and Class II, Division II, Groups F & G



DIMENSIONS

| HP | RPM | Frame | MOUNTING | | | | | | | | | | | | | | |
|----|------|-------|----------|-------|-------|------|------|------|------|------|-------|------|-------|-------|-------|------|------|
| | | | A | B | C | D | G | H | J | E | 2E | 2F1 | 2F2 | O | P | T | BA |
| 20 | 1200 | 286T | 14.00 | 13.20 | 28.10 | 7.00 | 0.85 | 0.53 | 2.75 | 5.50 | 11.00 | 9.50 | 11.00 | 14.50 | 14.00 | 2.20 | 4.75 |

| Shaft Extension, Key Set | | | | | | Conduit Box | | Bearings | | Mount |
|--------------------------|------|-------|-------|------|------|-------------|-------|----------|------|-------|
| U | V | R | S | ES | N-W | AA | AB | DE | ODE | |
| 1.875 | 4.38 | 1.591 | 0.500 | 3.28 | 4.62 | 1.50 | 11.30 | 6311 | 6311 | F1 |

BEARING LUBRICATION: The bearings come lubricated with Mobil Polyrex EM Polyurea Grease. It is recommended that you add some additional lubrication when the motor is installed.

Three options (brands) for suitable lubrication include, but are not limited to, the following:

- 1.) Mobil Polyrex EM
- 2.) Citco Polyurea MP
- 3.) Conoco Phillips Polytac EP

ISO9001
CERTIFIED



NEMA
Premium



ElectricalHelper.org

For All Your Electric Needs Since 1928
411 N Platte Ave. York, NE. 68467

AC-DC MOTORS :: SALES & SERVICE
REWINDING :: CUSTOM CONTROL PANEL

Kelly MacMillan

Office PH: 888.226.4917 Ext. 102

Fax: 888.226.4917

Cell: 402.679.1579

E-Mail: kelly@electricalhelper.com



PE286T-20-6

GENERAL PURPOSE ELECTRIC MOTOR

NEMA PREMIUM EFFICIENCY

TOTALLY ENCLOSED FAN COOLED

INVERTER DUTY 10:1 CT; 20:1 VT - NEMA MG1 PART 31



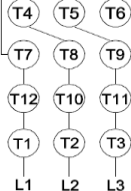



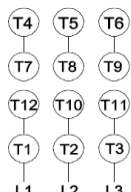
Factory Certified for T2B Class I, Division II, Groups A,B,C & D and Class II, Division II, Groups F & G

PERFORMANCE DATA

| HP | RPM | Frame | Voltage | Frequency (Hz) | Full Load S.F. | Insulation Class | NEMA Design | Slip (%) | NEMA Code | Enclosure Type | IP Rating | Max. Ambient |
|----|------|-------|-------------|----------------|----------------|------------------|-------------|----------|-----------|----------------|-----------|--------------|
| 20 | 1185 | 286T | 208-230/460 | 60 | 1.15 | F | B | 1.3 | G | TEFC | 55 | 40° C |

| Amps (460V) | | Efficiency (%) | | | | Power Factor | | | Torque (ft-lb) | | | DE Bearing | ODE Bearing | Connection | Weight (lbs.) |
|-------------|-----|----------------|------|------|------|--------------|-------|-------|----------------|-------|-------|------------|-------------|--------------|---------------|
| FLA | LRA | 100% | 75% | 50% | Min. | 100% | 75% | 50% | FLT | LRT % | BDT % | | | | |
| 25.0 | 145 | 91.7 | 91.7 | 91.5 | 90.2 | 0.790 | 0.730 | 0.610 | 89.4 | 160 | 250 | 6311 | 6311 | 12 Lead 2Δ/Δ | 394 |

NAME PLATE

| | | | | | | | | | | | | | | | | | |
|---|--|----------------|-------------|-----|-------|------------|--|-------|--------------|---|------------|-------------|-------|-------|------------------|--|----|
|   | | | | | | | | | | CONNECTION DIAGRAMS 208-230V  | | | | | | | |
| CAT NO: | | PE286T-20-6 | | | FRAME | | | 286T | | | | | PHASE | | 3 | | |
| HZ | | 60 | S.F. | | 1.15 | HZ | | 50 | S.F. | | 1.0 | ENCL | | TEFC | IP | | 55 |
| HP | | 20 | RPM | | 1185 | HP | | 20 | RPM | | 975 | DUTY | | CONT | DES | | B |
| VOLTS | | | 208-230/460 | | | VOLTS | | | 190/380 | | | AMB | | 40° C | INS | | F |
| FLA | | 54.7 - 50 / 25 | | | FLA | | | 62/31 | | | DE BEARING | | | 6311 | | | |
| CODE | | G | P.F. | | 0.79 | CODE | | F | P.F. | | 0.82 | ODE BEARING | | | 6311 | | |
| EFF | | 91.7 | MIN | | 90.2 | EFF | | 89.7 | MIN | | 88.2 | LUB: | | | Mobil Polyrex EM | | |
| MOTOR WEIGHT | | | 394 | LBS | | CONNECTION | | | 12 Lead 2Δ/Δ | | | SER NO | | | | | |
| General purpose use on industrial machinery installed in damp, dusty or dirty environments.    | | | | | | | | | | CC 082A | | | | | | | |
| | | | | | | | | | | 460V  | | | | | | | |

APPLICATIONS:

General purpose use on pumps, fans, blowers, compressors, conveyors, material handling and other industrial machinery installed in damp, dusty or dirty environments.



ElectricalHelper.org

For All Your Electric Needs Since 1928

411 N Platte Ave. York, NE. 68467

AC-DC MOTORS :: SALES & SERVICE

REWINDING :: CUSTOM CONTROL PANEL

Kelly MacMillan

Office PH: 888.226.4917 Ext. 102

Fax: 888.226.4917

Cell: 402.679.1579

E-Mail: kelly@electricalhelper.com