

**PE254T-15-4**

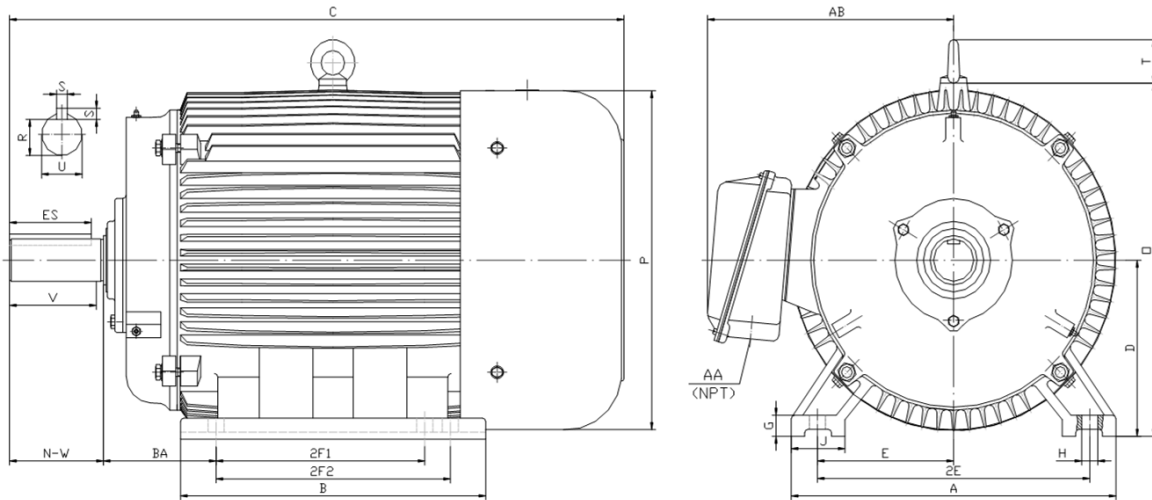
**GENERAL PURPOSE ELECTRIC MOTOR**

**NEMA PREMIUM EFFICIENCY**

**TOTALLY ENCLOSED FAN COOLED**

**INVERTER DUTY 10:1 CT; 20:1 VT - NEMA MG1 PART 31**

Factory Certified for T2B Class I, Division II, Groups A,B,C & D and Class II, Division II, Groups F & G



**DIMENSIONS**

HP	RPM	Frame	MOUNTING														
			A	B	C	D	G	H	J	E	2E	2F1	2F2	O	P	T	BA
15	1800	254T	13.00	12.20	23.20	6.25	0.70	0.53	2.75	5.00	10.00	8.25	0.00	13.20	12.80	2.20	4.25

Shaft Extension, Key Set						Conduit Box		Bearings		Mount
U	V	R	S	ES	N-W	AA	AB	DE	ODE	
1.625	3.75	1.416	0.375	2.91	4.00	1.25	10.30	6309	6309	F1

**BEARING LUBRICATION:** The bearings come lubricated with Mobil Polyrex EM Polyurea Grease. It is recommended that you add some additional lubrication when the motor is installed.

Three options (brands) for suitable lubrication include, but are not limited to, the following:

- 1.) Mobil Polyrex EM
- 2.) Citco Polyurea MP
- 3.) Conoco Phillips Polytac EP



**Electrical Helper**

"Practical Straight Forward Electric Wiring Solutions Since 1928."

For Fast & Friendly Assistance Call Us  
888-226-4917  
Hours 8:00AM-5:00PM CST



## PE254T-15-4

**GENERAL PURPOSE ELECTRIC MOTOR**

**NEMA PREMIUM EFFICIENCY**

**TOTALLY ENCLOSED FAN COOLED**

**INVERTER DUTY 10:1 CT; 20:1 VT - NEMA MG1 PART 31**



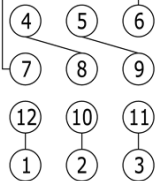
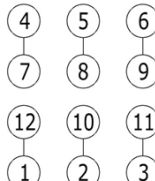



Factory Certified for T2B Class I, Division II, Groups A,B,C & D and Class II, Division II, Groups F & G

### PERFORMANCE DATA

HP	RPM	Frame	Voltage	Frequency (Hz)	Full Load S.F.	Insulation Class	NEMA Design	Slip (%)	NEMA Code	Enclosure Type	IP Rating	Max. Ambient
15	1770	254T	208-230/460	60	1.15	F	B	1.7	G	TEFC	55	40° C

Amps (460V)		Efficiency (%)				Power Factor			Torque (ft-lb)			DE Bearing	ODE Bearing	Connection	Weight (lbs.)
FLA	LRA	100%	75%	50%	Min.	100%	75%	50%	FLT	LRT %	BDT %				
18.7	116	92.4	92.2	92.0	91.0	0.810	0.760	0.660	44.8	170	260	6309	6309	12 Lead 2Δ/Δ	297

### NAME PLATE

 <b>North American Electric, Inc.</b>													<b>CONNECTION DIAGRAMS</b> <b>208-230V</b> 		
<b>INVERTER DUTY 20:1 VT; 10:1 CT</b>															
CAT NO: PE254T-15-4			FRAME 254T			PHASE 3									
HZ 60	S.F. 1.15	HZ 50	S.F. 1.0	ENCL TEFC	IP 55										
HP 15	RPM 1770	HP 15	RPM 1460	DUTY CONT	DES B										
VOLTS 208-230/460			VOLTS 190/380			AMB 40° C			INS F						
FLA 41.4 - 37.4 / 18.7		FLA 45/22.5		DE BEARING 6309											
CODE G	P.F. 0.81	CODE E	P.F. 0.83	ODE BEARING 6309											
EFF 92.4	MIN 91.0	EFF 90.2	MIN 88.5	LUB: Mobil Polyrex EM											
MOTOR WEIGHT 297 LBS		CONNECTION 12 Lead 2Δ/Δ			SER NO						<b>460V</b> 				
General purpose use on industrial machinery installed in damp, dusty or dirty environments. Hernando, Mississippi										   CC 082A					

### APPLICATIONS:

General purpose use on pumps, fans, blowers, compressors, conveyors, material handling and other industrial machinery installed in damp, dusty or dirty environments.



**Electrical Helper**

"Practical Straight Forward Electric Wiring Solutions Since 1928."

For Fast & Friendly Assistance Call Us  
888-226-4917

Hours 8:00AM-5:00PM CST