

**PE256T-25-2**

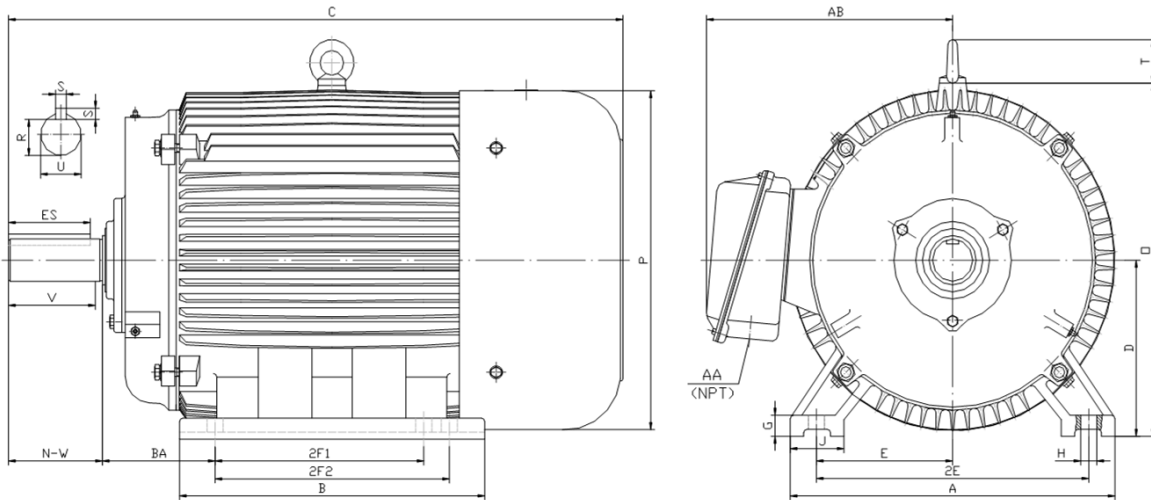
**GENERAL PURPOSE ELECTRIC MOTOR**

**NEMA PREMIUM EFFICIENCY**

**TOTALLY ENCLOSED FAN COOLED**

**INVERTER DUTY 10:1 CT; 20:1 VT - NEMA MG1 PART 31**

Factory Certified for T2B Class I, Division II, Groups A,B,C & D and Class II, Division II, Groups F & G



**DIMENSIONS**

HP	RPM	Frame	MOUNTING														
			A	B	C	D	G	H	J	E	2E	2F1	2F2	O	P	T	BA
25	3600	256T	13.00	12.20	25.00	6.25	0.70	0.53	2.75	5.00	10.00	8.25	10.00	13.20	12.80	2.20	4.25

Shaft Extension, Key Set						Conduit Box		Bearings		Mount
U	V	R	S	ES	N-W	AA	AB	DE	ODE	
1.625	3.75	1.416	0.375	2.91	4.00	1.25	10.30	6309	6309	F1

**BEARING LUBRICATION:** The bearings come lubricated with Mobil Polyrex EM Polyurea Grease. It is recommended that you add some additional lubrication when the motor is installed.

Three options (brands) for suitable lubrication include, but are not limited to, the following:

- 1.) Mobil Polyrex EM
- 2.) Citco Polyurea MP
- 3.) Conoco Phillips Polytac EP



**Electrical Helper**

"Practical Straight Forward Electric Wiring Solutions Since 1928."

For Fast & Friendly Assistance Call Us  
888-226-4917  
Hours 8:00AM-5:00PM CST



## PE256T-25-2

**GENERAL PURPOSE ELECTRIC MOTOR**

**NEMA PREMIUM EFFICIENCY**

**TOTALLY ENCLOSED FAN COOLED**

**INVERTER DUTY 10:1 CT; 20:1 VT - NEMA MG1 PART 31**



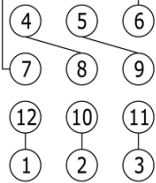
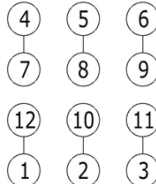



Factory Certified for T2B Class I, Division II, Groups A,B,C & D and Class II, Division II, Groups F & G

### PERFORMANCE DATA

HP	RPM	Frame	Voltage	Frequency (Hz)	Full Load S.F.	Insulation Class	NEMA Design	Slip (%)	NEMA Code	Enclosure Type	IP Rating	Max. Ambient
25	3535	256T	208-230/460	60	1.15	F	B	1.8	G	TEFC	55	40° C

Amps (460V)		Efficiency (%)				Power Factor			Torque (ft-lb)			DE Bearing	ODE Bearing	Connection	Weight (lbs.)
FLA	LRA	100%	75%	50%	Min.	100%	75%	50%	FLT	LRT %	BDT %				
25.0	182	91.7	91.7	91.0	90.2	0.900	0.880	0.820	37.2	160	260	6309	6309	12 Lead 2Δ/Δ	295

### NAME PLATE

 <b>North American Electric, Inc.</b>													<b>CONNECTION DIAGRAMS</b> <b>208-230V</b> 				
<b>INVERTER DUTY 20:1 VT; 10:1 CT</b>																	
CAT NO:		PE256T-25-2				FRAME		256T		PHASE		3					
HZ	60	S.F.	1.15	HZ	50	S.F.	1.0	ENCL	TEFC	IP	55						
HP	25	RPM	3535	HP	25	RPM	2915	DUTY	CONT	DES	B						
VOLTS		208-230/460				VOLTS		190/380		AMB	40° C	INS	F				
FLA	55.3 - 50 / 25			FLA	69/34.5			DE BEARING		6309							
CODE	G	P.F.	0.90	CODE	F	P.F.	0.91	ODE BEARING		6309							
EFF	91.7	MIN	90.2	EFF	90.2	MIN	88.5	LUB:		Mobil Polyrex EM							
MOTOR WEIGHT		295	LBS	CONNECTION		12 Lead 2Δ/Δ		SER NO					<b>460V</b> 				
General purpose use on industrial machinery installed in damp, dusty or dirty environments. Hernando, Mississippi																CC 082A	

### APPLICATIONS:

General purpose use on pumps, fans, blowers, compressors, conveyors, material handling and other industrial machinery installed in damp, dusty or dirty environments.



**Electrical Helper**

"Practical Straight Forward Electric Wiring Solutions Since 1928."

For Fast & Friendly Assistance Call Us  
888-226-4917

Hours 8:00AM-5:00PM CST