

**PE286TS-40-2**

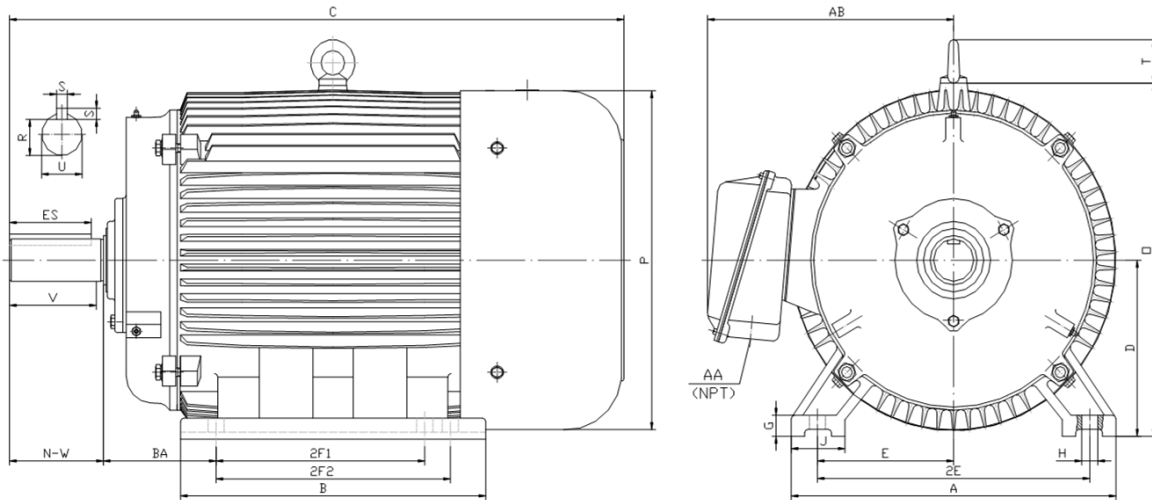
**GENERAL PURPOSE ELECTRIC MOTOR**

**NEMA PREMIUM EFFICIENCY**

**TOTALLY ENCLOSED FAN COOLED**

**INVERTER DUTY 10:1 CT; 20:1 VT - NEMA MG1 PART 31**

Factory Certified for T2B Class I, Division II, Groups A,B,C & D and Class II, Division II, Groups F & G



**DIMENSIONS**

HP	RPM	Frame	MOUNTING														
			A	B	C	D	G	H	J	E	2E	2F1	2F2	O	P	T	BA
40	3600	286TS	14.00	13.20	26.70	7.00	0.85	0.53	2.75	5.50	11.00	9.50	11.00	14.50	14.00	2.20	4.75

Shaft Extension, Key Set						Conduit Box		Bearings		Mount
U	V	R	S	ES	N-W	AA	AB	DE	ODE	
1.625	3.00	1.416	0.375	1.91	3.25	1.50	11.30	6311	6311	F1

**BEARING LUBRICATION:** The bearings come lubricated with Mobil Polyrex EM Polyurea Grease. It is recommended that you add some additional lubrication when the motor is installed.

Three options (brands) for suitable lubrication include, but are not limited to, the following:

- 1.) Mobil Polyrex EM
- 2.) Citco Polyurea MP
- 3.) Conoco Phillips Polytac EP



**Electrical Helper**

"Practical Straight Forward Electric Wiring Solutions Since 1928."

For Fast & Friendly Assistance Call Us  
888-226-4917  
Hours 8:00AM-5:00PM CST



## PE286TS-40-2

**GENERAL PURPOSE ELECTRIC MOTOR**

**NEMA PREMIUM EFFICIENCY**

**TOTALLY ENCLOSED FAN COOLED**

**INVERTER DUTY 10:1 CT; 20:1 VT - NEMA MG1 PART 31**



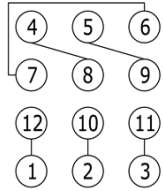
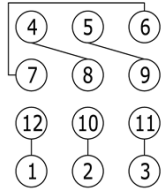
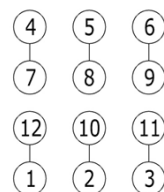



Factory Certified for T2B Class I, Division II, Groups A,B,C & D and Class II, Division II, Groups F & G

### PERFORMANCE DATA

HP	RPM	Frame	Voltage	Frequency (Hz)	Full Load S.F.	Insulation Class	NEMA Design	Slip (%)	NEMA Code	Enclosure Type	IP Rating	Max. Ambient
40	3540	286TS	208-230/460	60	1.15	F	B	1.7	G	TEFC	55	40° C

Amps (460V)		Efficiency (%)				Power Factor			Torque (ft-lb)			DE Bearing	ODE Bearing	Connection	Weight (lbs.)
FLA	LRA	100%	75%	50%	Min.	100%	75%	50%	FLT	LRT %	BDT %				
36.0	232	92.4	92.0	91.0	91.0	0.900	0.860	0.780	59.2	180	290	6311	6311	12 Lead 2Δ/Δ	414

### NAME PLATE

 <b>North American Electric, Inc.</b>													<b>CONNECTION DIAGRAMS</b> 		
<b>INVERTER DUTY 20:1 VT; 10:1 CT</b>															
CAT NO:		PE286TS-40-2			FRAME		286TS		PHASE		3		<b>208-230V</b> 		
HZ	60	S.F.	1.15	HZ	50	S.F.	1.0	ENCL	TEFC	IP	55				
HP	40	RPM	3540	HP	40	RPM	2930	DUTY	CONT	DES	B	<b>460V</b> 			
VOLTS	208-230/460			VOLTS	190/380		AMB	40° C		INS	F				
FLA	79.6 - 72 / 36			FLA	110/55		DE BEARING		6311						
CODE	G	P.F.	0.90	CODE	E	P.F.	0.91	ODE BEARING		6311					
EFF	92.4	MIN	91.0	EFF	90.2	MIN	88.5	LUB:		Mobil Polyrex EM					
MOTOR WEIGHT	414 LBS		CONNECTION		12 Lead 2Δ/Δ		SER NO								
General purpose use on industrial machinery installed in damp, dusty or dirty environments. Hernando, Mississippi										   CC 082A					

### APPLICATIONS:

General purpose use on pumps, fans, blowers, compressors, conveyors, material handling and other industrial machinery installed in damp, dusty or dirty environments.



**Electrical Helper**

"Practical Straight Forward Electric Wiring Solutions Since 1928."

For Fast & Friendly Assistance Call Us  
888-226-4917

Hours 8:00AM-5:00PM CST