

PE324TS-40-2

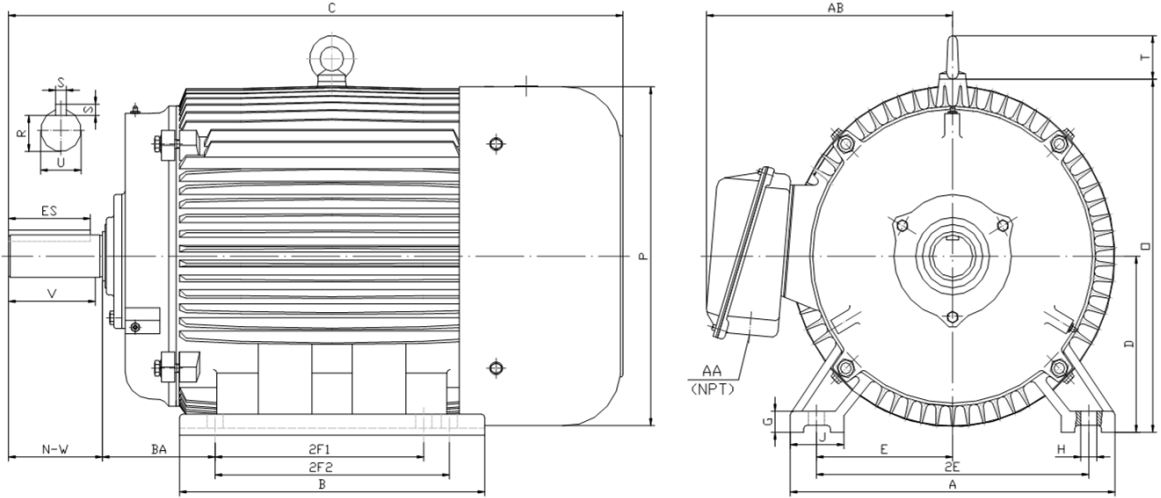
GENERAL PURPOSE ELECTRIC MOTOR

NEMA PREMIUM EFFICIENCY

TOTALLY ENCLOSED FAN COOLED

INVERTER DUTY 10:1 CT; 20:1 VT - NEMA MG1 PART 31

Factory Certified for T2B Class I, Division II, Groups A,B,C & D and Class II, Division II, Groups F & G



DIMENSIONS

HP	RPM	Frame	MOUNTING														
			A	B	C	D	G	H	J	E	2E	2F1	2F2	O	P	T	BA
40	3600	324TS	15.50	14.70	28.30	8.00	1.00	0.66	2.75	6.25	12.50	10.50	0.00	15.90	15.70	2.60	5.25

Shaft Extension, Key Set						Conduit Box		Bearings		Mount
U	V	R	S	ES	N-W	AA	AB	DE	ODE	
1.875	3.50	1.591	0.500	2.03	3.75	2.00	12.30	6312	6312	F1

BEARING LUBRICATION: The bearings come lubricated with Mobil Polyrex EM Polyurea Grease. It is recommended that you add some additional lubrication when the motor is installed.

Three options (brands) for suitable lubrication include, but are not limited to, the following:

- 1.) Mobil Polyrex EM
- 2.) Citco Polyurea MP
- 3.) Conoco Phillips Polytac EP



Electrical Helper

“Practical Straight Forward Electric Wiring Solutions Since 1928.”

For Fast & Friendly Assistance Call Us
888-226-4917
Hours 8:00AM-5:00PM CST



PE324TS-40-2

GENERAL PURPOSE ELECTRIC MOTOR

NEMA PREMIUM EFFICIENCY

TOTALLY ENCLOSED FAN COOLED

INVERTER DUTY 10:1 CT; 20:1 VT - NEMA MG1 PART 31



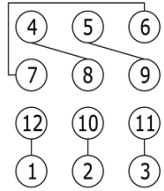



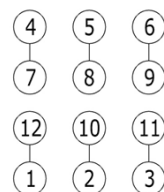
Factory Certified for T2B Class I, Division II, Groups A,B,C & D and Class II, Division II, Groups F & G

PERFORMANCE DATA

HP	RPM	Frame	Voltage	Frequency (Hz)	Full Load S.F.	Insulation Class	NEMA Design	Slip (%)	NEMA Code	Enclosure Type	IP Rating	Max. Ambient
40	3545	324TS	208-230/460	60	1.15	F	B	1.5	G	TEFC	55	40° C

Amps (460V)		Efficiency (%)				Power Factor			Torque (ft-lb)			DE Bearing	ODE Bearing	Connection	Weight (lbs.)
FLA	LRA	100%	75%	50%	Min.	100%	75%	50%	FLT	LRT %	BDT %				
45.0	290	92.4	92.0	91.0	91.0	0.900	0.880	0.830	59.2	140	250	6312	6312	12 Lead 2Δ/Δ	510

NAME PLATE

 North American Electric, Inc.													CONNECTION DIAGRAMS 208-230V 		
INVERTER DUTY 20:1 VT; 10:1 CT															
CAT NO: PE324TS-40-2			FRAME 324TS			PHASE 3									
HZ 60	S.F. 1.15	HZ 50	S.F. 1.0	ENCL TEFC	IP 55										
HP 40	RPM 3545	HP 40	RPM 2935	DUTY CONT	DES B										
VOLTS 208-230/460			VOLTS 190/380			AMB 40° C			INS F						
FLA 99.5 - 90 / 45			FLA 110/55			DE BEARING 6312									
CODE G		P.F. 0.90		CODE E		P.F. 0.91		ODE BEARING 6312							
EFF 92.4		MIN 91.0		EFF 91		MIN 89.5		LUB: Mobil Polyrex EM							
MOTOR WEIGHT 510 LBS		CONNECTION 12 Lead 2Δ/Δ			SER NO										
General purpose use on industrial machinery installed in damp, dusty or dirty environments. Hernando, Mississippi										   CC 082A					
									460V 						

APPLICATIONS:

General purpose use on pumps, fans, blowers, compressors, conveyors, material handling and other industrial machinery installed in damp, dusty or dirty environments.



Electrical Helper

"Practical Straight Forward Electric Wiring Solutions Since 1928."

For Fast & Friendly Assistance Call Us
888-226-4917

Hours 8:00AM-5:00PM CST